

# Parenting with **PURPOSE**




## Unit 1.1: God is Truth

In a world where everything seems to be changing, we can know that God is truth and that He has never changed and will never change. God doesn't choose truth, He is truth. God's truth is the same today as it was on the first day of creation.

**Memory Verse:** Jeremiah 10:10

### Lesson Objectives:

- **GOD IS TRUTH.** Recognize that God is truth and all His words are true. His truth remains the same forever.
- **THE BIBLE IS GOD'S TRUTH.** Understand that the Bible reveals the truth of who God is and who we are. His commandments show us the standards He expects from us and reveals that we are sinners.
- **JESUS IS TRUTH.** Discover that Jesus is truth and He is the only way to be right with God and to have eternal life.
- **GOD'S TRUTH IS UNCHANGING.** Choose to trust in and obey God's truth.



### Talk about it:

- Can you name something that changes? Something that NEVER changes?
- How would you explain in your own words what the word truth means?
- When might you be in a situation where you need to know God's truth?
- What Bible verse or story do you think is important for helping to remember God's truth?
- If you remember every day that God is truth, how might that change how you look at the world?

### Encouragement for you:

In Jeremiah 10:10, the Bible tells us that God is the true God. As a parent these words can bring you peace. Although you are in authority over your child, there is a higher authority (God) that is true and lasts forever, and that is good news. Our job as parents is to take our instruction from Him. This week as you face difficult moments, be encouraged that you can rely on God as the ultimate source of truth and authority.

**T&T Announcements**

## Family Activity: True or False

What You'll Need: Bible

**PREP:** Before class, bookmark the following verses in your Bible for easy access: Romans 3:23, John 1:14.

**STEP 1:** Have your kids stand in front of their chairs. As you read each of the following statements, have them remain standing if they believe the statement to be true. Have them sit in their chairs if they believe the statement to be false.

- Giraffes have purple tongues.
- Insects have eight legs.
- All people have sinned.
- A tomato is a vegetable.
- Jesus, God's Son, is truth.

**STEP 2:** Go back and read each statement again, explaining whether the statements are true or false. Use the following verse summaries as a guide.

- Giraffes have purple tongues. (True. Look at one next time you are at the zoo!)
- Insects have eight legs. (False. Insects have six legs!)
- All people have sinned. (True. Romans 3:23 says that all people have sinned!)
- A tomato is a vegetable. (False. It is a fruit!)
- Jesus, God's Son, is truth. (True. John 1:14 says that Jesus is full of grace and truth!)

**STEP 3:** Explain that when we examine what people believe to be true by what the Bible says, we can recognize the truth from lies. We can know that truth will always go along with God's Word, because God is truth (Jeremiah 10:10).

**Step 4:** Pray, asking the Holy Spirit to help you and your kids understand the importance that God is truth.

# Parenting with **PURPOSE**




## Unit 1.2: God is All-Powerful

God is omnipotent; that means He is all-powerful! God is the Creator and all power belongs to God. There is nothing more powerful than Him.

**Memory Verse:** Jeremiah 10:12

### Lesson Objectives:

- GOD IS ALL-POWERFUL. Learn that God is all-powerful. There is nothing He cannot do.
- THE BIBLE GIVES MANY EXAMPLES OF GOD'S AWESOME POWER. Recall that God demonstrated His power throughout the Bible. One example of His power was on Mount Carmel.
- JESUS IS ALL-POWERFUL SINCE HE IS GOD'S SON. Recognize that Jesus showed His power over nature, the human body and death.
- GOD IS ALWAYS WITH US TO HELP US AND SHOW HIS POWER. Trust that God will always be with them and He will help them overcome struggles.



### Talk about it:

- What do you think the people heard, saw or smelled on Mount Carmel?
- What are some other true stories from the Bible you can remember where God showed that He was all-powerful?
- Where would someone your age need God to show up to help?
- In what ways could God show His power in your life?
- Do you have any stories you've heard about of when someone has seen God show up in a powerful way?

### Encouragement for you:

In a world that feels out of control, it is helpful to remember that God is all-powerful. Jeremiah 10:12 tells us that it was by His power that God made the earth - His power is more than we could imagine, because He is and always will be all-powerful. As you go through your week, be encouraged that He is the same all-powerful God you can trust with your life and daily struggles too!

**T&T Announcements**

## Family Activity: Strongest Man

### What You'll Need:

Two balloons, a cardboard tube (either from a gift wrap roll or a paper towel roll), masking tape

**PREP:** Blow up both balloons and tape one to each side of the cardboard tube. Practice using your creation like a weight set to lift up and down, pretending like it is really heavy.

**STEP 1:** Show kids your weight set that you prepared ahead of time and talk to them about how there are contests where people see how much weight they can lift. They have an actual heavy weight, not a fake one like this one. Then if you have time, let them use your creation pretending it's heavy to lift and see who the best actor of the group is.

**STEP 2:** Ask the following questions:

- How would you feel if you were the strongest person in the world?
- What would you do if you were the strongest person?

Remind the kids that there is someone much stronger than the strongest person in the world.

**STEP 3:** Pray, asking the Holy Spirit to help you and your kids understand the importance of God's omnipotence.

# Parenting with **PURPOSE**




## Unit 1.3: God is Everywhere

God is everywhere at once. There's nowhere you can go to get away from Him. That means that He is with you no matter where you are and no matter what is happening in your life.

**Memory Verse:** Psalm 139:7-10

### Lesson Objectives:

- GOD IS OMNIPRESENT. Understand that God is omnipresent or present everywhere at all times.
- JONAH LEARNED GOD IS OMNIPRESENT. Recognize from the story of Jonah that there is no place we can hide from God.
- WE CAN KNOW GOD IS OMNIPRESENT. Rejoice that God is always with them. They never have to fear being alone.



### Talk about it:

- What kinds of things might God ask someone your age to do that he or she may not want to do?
- When we don't do what God wants us to do, we may choose to "run away" from God without even leaving our house. What does it look like when someone avoids God?
- How would you explain why knowing God is everywhere can be really helpful?
- If you know that God is always with you, how will that affect how you behave when you are with your friends?

### Encouragement for you:

God is everywhere all the time! As parents we are faced with many human limitations (such as space and time) in how we can care for our kids. But God isn't faced with these limitations! He is always with you and your child, just like it says in Psalm 139:7-10! This week as you encounter various challenges, remember that God is always with you and your child as well!

**T&T Announcements**

## Family Activity: Travel Planner

What You'll Need:  
Nothing

**PREP:** Be prepared to answer questions concerning how far you have traveled, or interview someone from your family or church who you know has traveled.

**STEP 1:** Ask the guest to take his or her seat. Choose several of the following questions to ask him or her.

- What is the farthest you have been from home?
- How long did it take for you to travel to your destination?
- How long were you gone?
- What or whom did you miss the most while you were gone?

**STEP 2:** Explain that we can understand the idea of traveling and being away from the place we call home. But it is hard for us to think about being in two places at once, because it is impossible for us to do so. Our powerful God who created the whole universe is omnipresent, which means that He is everywhere, all at the same time. Only God has that incredible power.

Continue the discussion by asking how they think God feels when people try to hide what they do from Him.

**STEP 4:** Share these key concepts:

- God is omnipresent, or everywhere, all the time (Psalm 139:7-10). That means that He is present at the exact same moment where you are and where other people are all over the whole world.
- God is also present in all the galaxies and in the deepest part of the earth (Psalm 139:8-9). Nothing is hidden from God.
- There is no place you could ever go to hide from God. He is everywhere. (Jeremiah 23:24)
- For those who have a relationship with God, we can rejoice that God is always with us. No matter what problems we may face, we do not face them alone. (Isaiah 41:10)

**STEP 5:** Pray, asking the Holy Spirit to help you and your children understand the importance of God's omnipresence.

# Parenting with **PURPOSE**




## Unit 1.4: God is All-Knowing

God is omniscient; that means God is all-knowing. God knows and understands everything that has already happened or will happen. There is nothing that you have gone through, are going through or will go through that God doesn't already know about.

**Memory Verse:** Psalm 139:1-3

### Lesson Objectives:

- GOD KNOWS EVERYTHING. Understand God knows all things. He knows everything that has happened and everything that will happen.
- GOD KNOWS YOU. Trust that God knows every detail about their lives.
- Realize they can pray about the big and little things that they are going through.



### Talk about it:

- Name something that God saw you do today that no one else did.
- What are some feelings or emotions that you had this week that God knew about?
- What kinds of things do you do to become friends with someone?
- When you are excited or upset about something, whom do you usually tell?
- God already knows everything about us, but He wants us to talk to Him about it. What is something that you need to talk to God about?
- Will remembering that God knows everything about you change how you act? If so, how?

### Encouragement for you:

God knows you and He knows your child! Psalm 139:1-3 makes it clear that He knows everything about us. Being aware of how much He knows, enables us to talk to Him about everything. As you entrust yourself to God this week, do so remembering that He knows you and your child completely and you can talk to Him at all times!

**T&T Announcements**

## Family Activity: Hot or Cold. . .

### What You'll Need:

A small prize (piece of candy or small toy)

**PREP:** Before class, obtain a prize. Before kids enter, hide the item. Make sure it is not easy to see, but make sure that it can be found by kids within a short period of time.

**STEP 1:** Explain that you have hidden a prize somewhere in the room and that you will play Hot or Cold with them to help find the hidden object. As a child gets closer to the hidden object, call out, "hot." If they get farther away from the object, call out, "cold." The game ends when the prize is found. (If needed, provide several clues about the location of the prize.)

**STEP 2:** Ask the following questions:

- Who was the only person who knew exactly where the prize was all along?
- How did you feel knowing there was something hidden but you didn't know where it was?
- Was there ever a time when your parents or a grown-up hid a special present from you and you had to find it?

**STEP 3:** Share these important concepts:

- God is omniscient, or all-knowing. He alone knows everything.
- God knows everything about the world He made, and He knows everything about you!

**STEP 4:** Pray, asking the Holy Spirit to help you and your kids understand the importance of God's omniscience.



# Parenting with **PURPOSE**




## Unit 1.5: God is Three in One

God is the one, true God, but God exists in three “persons” – God the Father, God the Son and God the Holy Spirit. This is known as the Trinity. When you hear the word *Trinity*, you can know it means “three in one” – three persons in one God.

**Memory Verse:** 2 Corinthians 13:14

### Lesson Objectives:

- Identify the three unique persons of the Trinity: God the Father, God the Son and God the Holy Spirit.
- Recognize the different roles of each person in the Trinity.
- Rejoice and praise each person in the Trinity for His part in their lives.



### Talk about it:

- How did studying the Trinity help you understand more about God?
- What do you think is the most important thing that Jesus Christ did?
- What does it mean to accept Jesus as your Savior?
- One thing the Holy Spirit does is to help us have a sense of God’s presence and direction. Can you think of a time when you experienced this?

### Encouragement for you:

In the journey of parenting, we come to God with many different needs. One encouraging insight from 2 Corinthians 13:14 is that through the Trinity, God very specifically and uniquely meets the needs we have. This week tell God about your needs and be encouraged that He is able meet each one!

**T&T Announcements**

## Family Activity: Trinity Triangles

### What You'll Need:

Plain or colored popsicle sticks (3 per child), markers, black marker, school glue or glue dots, piece of yarn or string

**PREP:** Write one name of God on each kid's set of three popsicle sticks ("Father" on one, "Son" on one, and "Holy Spirit" on one). Be sure to write it in black permanent marker so that kids can color the sticks if they are not already colored. Then set out one of each labeled popsicle stick in front of each child's place, along with three glue dots or a bottle of school glue to share.

**STEP 1:** Ask your kids to look at the sticks and pick up the popsicle stick that says "Father." Ask the following questions:

- What are some things that a good father does?
- What are some things that you have seen in the Bible that God does as our good Father?

Explain that one of the great parts of trusting Jesus as your Savior is that you are invited into God's family. God becomes your Father. Talk about how meaningful it has been to you to have God as your Father.

**STEP 2:** Ask kids to pick up the popsicle stick that says "Son." Ask the following questions:

- What are some things that a good son does?
- What are some ways that you have seen in the Bible that Jesus was a good son?

**STEP 3:** Ask kids to pick up the popsicle stick that says "Holy Spirit." Ask the following questions:

- What are kinds of things does the Holy Spirit do?
- What are some ways that you have seen in the Bible that show you what the Holy Spirit does?

Explain that becoming a child of God is a process. The Holy Spirit's job is to help you grow and change so that you look more and more like a child of God. Your job is to listen to His voice and obey Him. Explain that as you do this, you will begin to look more and more like Jesus.

**STEP 4:** Talk about how you have looked at each of the persons of God separately, but you never want to forget that each of these persons are one God. Each lives in complete unity with each other and they work together all the time. This understanding of God is called the Trinity. Give each child three glue dots and have them glue the popsicle sticks into the shape of a triangle. Ask the following questions:

- How does being in complete unity with one another and being one make God different from any other god?
- How does knowing about the Trinity help you understand something new about who God is?

Encourage kids to tie yarn around the triangle so that they can hang the Trinity triangle in their rooms and remember that God is different than another other god and is worthy of our worship. Remind them that God the Father, God the Son and God the Holy Spirit are always with us and are always working together to help us grow more like Jesus.

## The different roles of each person of the Trinity:

1. **GOD THE FATHER:** God the Father is fully God. He is the Father of all creation and the Father of Jesus Christ. When we trust in Jesus as Savior, God becomes our heavenly Father. As our Father, God guides our lives (Psalm 37:23), gives us grace and peace (Colossians 1:2) and offers forgiveness through Jesus Christ (1 John 1:9).
2. **GOD THE SON:** God the Son is the second person in the Trinity. Jesus came to earth as a man and died on the cross and rose again. God offers us salvation from sin through Jesus Christ. When you trust Jesus as your Savior, God forgives you. When God looks at you, He sees Jesus Christ (2 Corinthians 5:21).
3. **GOD THE HOLY SPIRIT:** The third person of the Trinity, the Holy Spirit, plays a special part in our lives after we trust Jesus as Savior. The Holy Spirit is always with us. He comforts us (John 14:26), He convicts us of sin (John 16:8) and He helps us understand God's Word. As we learn more about how God wants us to live, the Holy Spirit helps us become more like Christ (Galatians 5:22).

# Parenting with **PURPOSE**




## Unit 1.6: God Is . . . Review

God's character teaches us who He is and shows us who we are. God is truth. He is all-powerful and all-knowing. He is present everywhere and He exists as three persons. We know that we can trust in our awesome God to always be with us and help us with every situation we face.

**Memory Verse:** Jeremiah 10:10, Jeremiah 10:12, Psalm 139:7-10, Psalm 139:1-3, 2 Corinthians 13:14

### Lesson Objectives:

- Remember the five character traits of God that were studied.
- Recognize how God personally relates to them through each of the five characteristics.
- Apply the benefit of God's characteristics to situations in their lives.
- Rejoice in an omnipresent, omniscient, omnipotent, truthful, three-in-one God.



### Talk about it:

- Where can you look to find out God's truth?
- How has God shown up to help you?
- When did you need God to be with you this past week?
- God already knows what is going on in your life, but He wants you to tell Him about it. What can you tell Him today?
- Who are the three persons of the Trinity?

### Encouragement for you:

As we learn more about who God is by studying His characteristics, we are able to grow in our trust, obedience and love for Him. Read over the list of God's attributes listed in the Lesson Summary section this week and be encouraged by all that He is and what that means for you!

**T&T Announcements**

## Family Activity: Who Are You?

What You'll Need:  
Nothing

STEP 1: Tell the kids you need a volunteer to interview. Ask the volunteer to come to the front of the room and to complete each of the following statements with the first answer that comes to mind.

- My name is ...
- I am good at ...
- I live in ...
- My favorite thing to do is ...
- I do not like ...

STEP 2: Ask the following questions:

- Why was this interview helpful?
- Why is it helpful to learn more about other people?

STEP 3: Share the following concepts:

- When we learn more about what a person is like, we can better understand them. And as we get to know another person better, we can have a better relationship with them.
- The same is true about God. We get to know more about Him when we learn His characteristics from God's Word, the Bible. The more we know about God, the more we will want to know about Him. We will grow closer to Him and learn to appreciate Him more.
- God's Word tells us characteristics about Him to help us know more about who God is.